

GM 40 GRIDS

- **GM 40 Grids Main T - 3600mm**
- **GM 40 Grids Cross T - 1200mm**
- **GM 40 Grids Short Cross T - 600mm**
- **GM 40 Grids Wall Angle - 3000mm**

Description:

GM 40 Grids components have rotary stitches. These are rolled formed on specially designed automatic machines. Below components of GM 40 Grids are an integral part of the Suspended Grid Ceiling System.

GM 40 Grid Main T (Product Code - 783998): The GM 40 Grids Main T is placed at 1200mm center & is suspended from Soffi/RCC slab with an adjustable level clip, 4mm Diameter Rod, Soffit Cleat & Anchor Fasteners 14. GM 40 Grids Cross Ts are interlocked in GM 40 Grids Main T to form desired modules of 600mm X 600mm or 600mm X 1200mm.

GM 40 Grids Cross T 1200mm (Product Code - 783997): The GM 40 Grids Cross T's are placed at 600mm in perpendicular direction of GM 40 Grids main T. The GM 40 Grids Cross T's are placed at 600mm centers between the two GM 40 Grids main T's 17. These get interlocked at both the ends with GM 40 Grids Cross T's which has pre-determined notches 18. They help to form desired modules of 600mm X 1200mm.

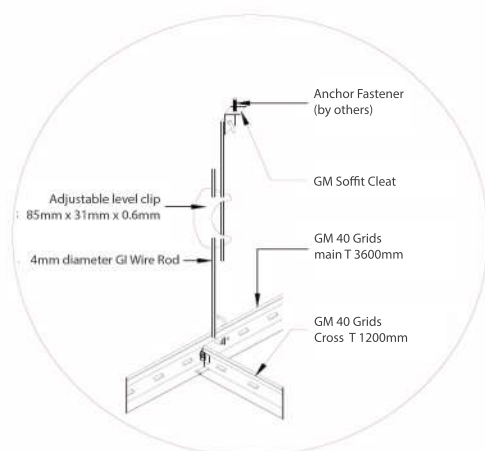
GM 40 Grids Cross T 600mm (Product Code - 783996): The GM 40 Grids Cross T's are placed at 600mm centers between the GM 40 Grids Cross T's of 1200mm length. These get interlocked at both the ends with GM 40 Grids Cross T's which has pre-determined notches. This helps to form desired modules of 600mm X 600mm.

GM 40 Grids Wall Angle (Product Code - 783999): GM 40 Grids Wall Angle is fixed at the periphery of the brick/ block wall / drywall to receive the end of GM 40 Grids Main T Grid on top. This acts as the supporting frame for the false ceiling at periphery.

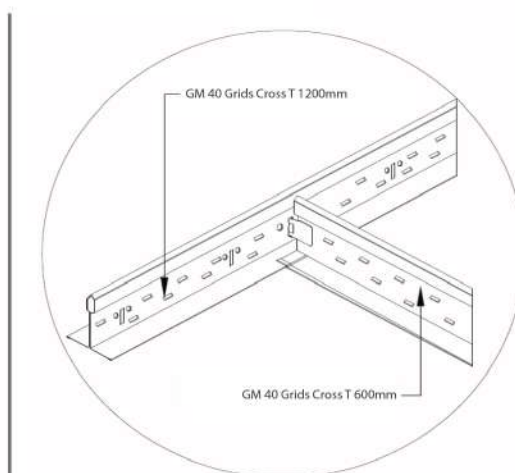
Product Properties:

Description	Unit	GM 40 Grids			
		Main T	Cross T(1200)	Cross T(600)	Wall Angle
Web Height / Flange (A)	mm	33 (+/- 0.5)	25 (+/- 0.5)	25 (+/- 0.5)	20 (+/- 0.5)
Flange (B)	mm	24 (+/-0.5)	24 (+/-0.5)	24 (+/-0.5)	20 (+/-0.5)
Standard Length	mm	3600 (+/-1)	1200 (+/-1)	1200 (+/-1)	1200 (+/-1)
Thickness	mm	0.4 (+/-0.02)	0.4 (+/-0.02)	0.4 (+/-0.02)	0.4 (+/-0.02)
Galvanizing	GSM	120 GSM (Both side Inclusive)	120 GSM (Both side Inclusive)	120 GSM (Both side Inclusive)	120 GSM (Both side Inclusive)
Colour	NA	White	White	White	White

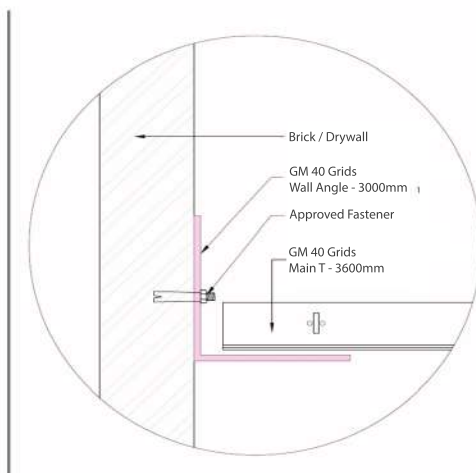
Main T - 3600mm, Cross T - 1200mm



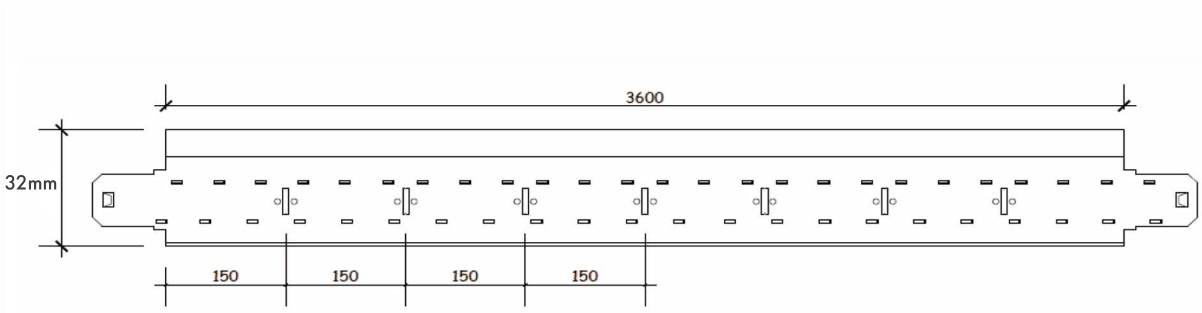
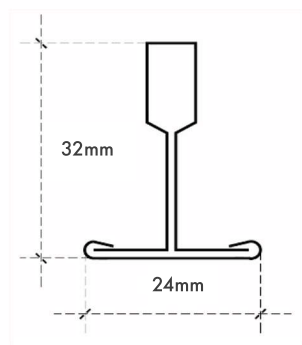
Cross T - 600mm



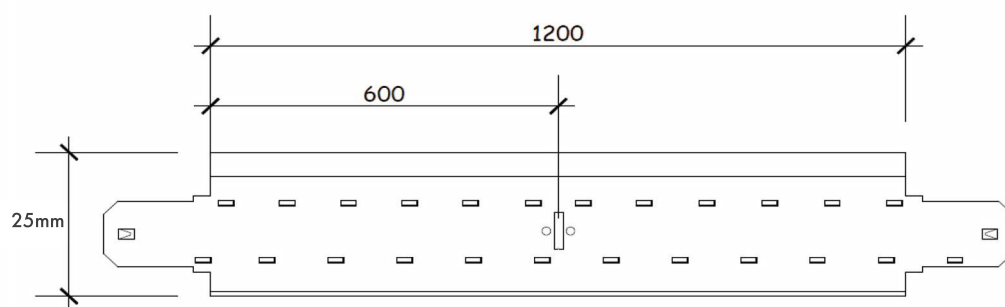
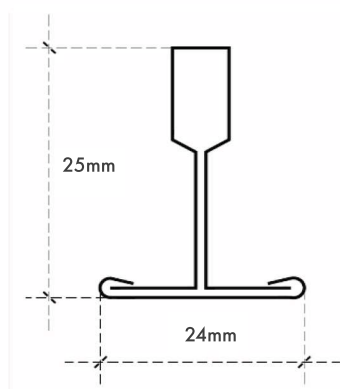
Wall Angle - 3000mm



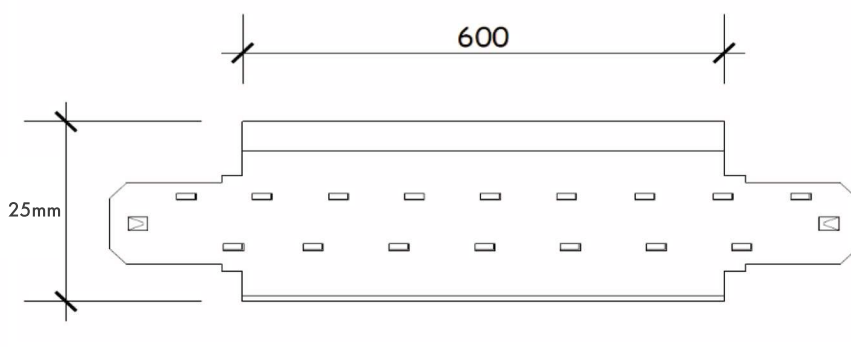
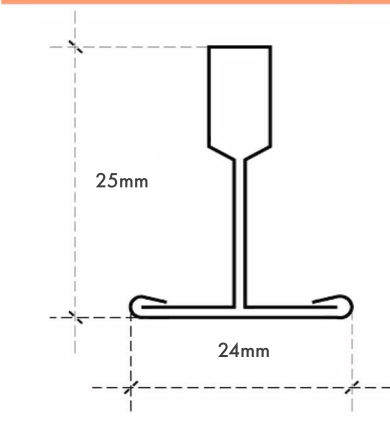
Main T - 3600mm (Drawing):



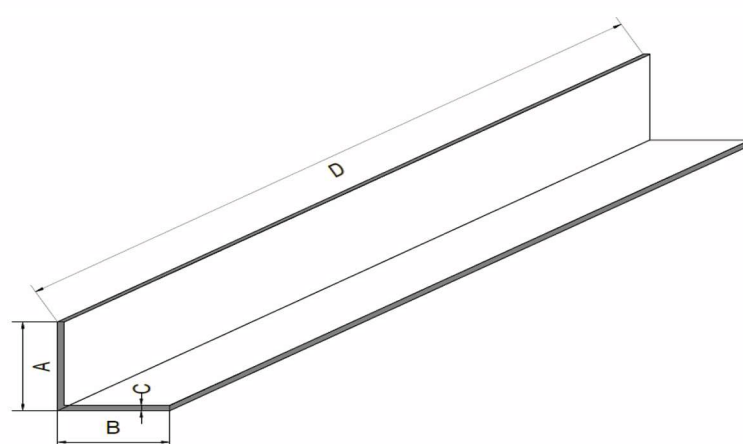
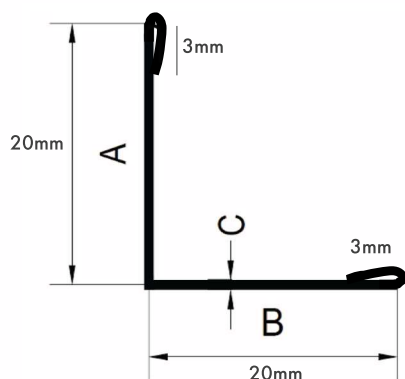
Cross T - 1200mm (Drawing):



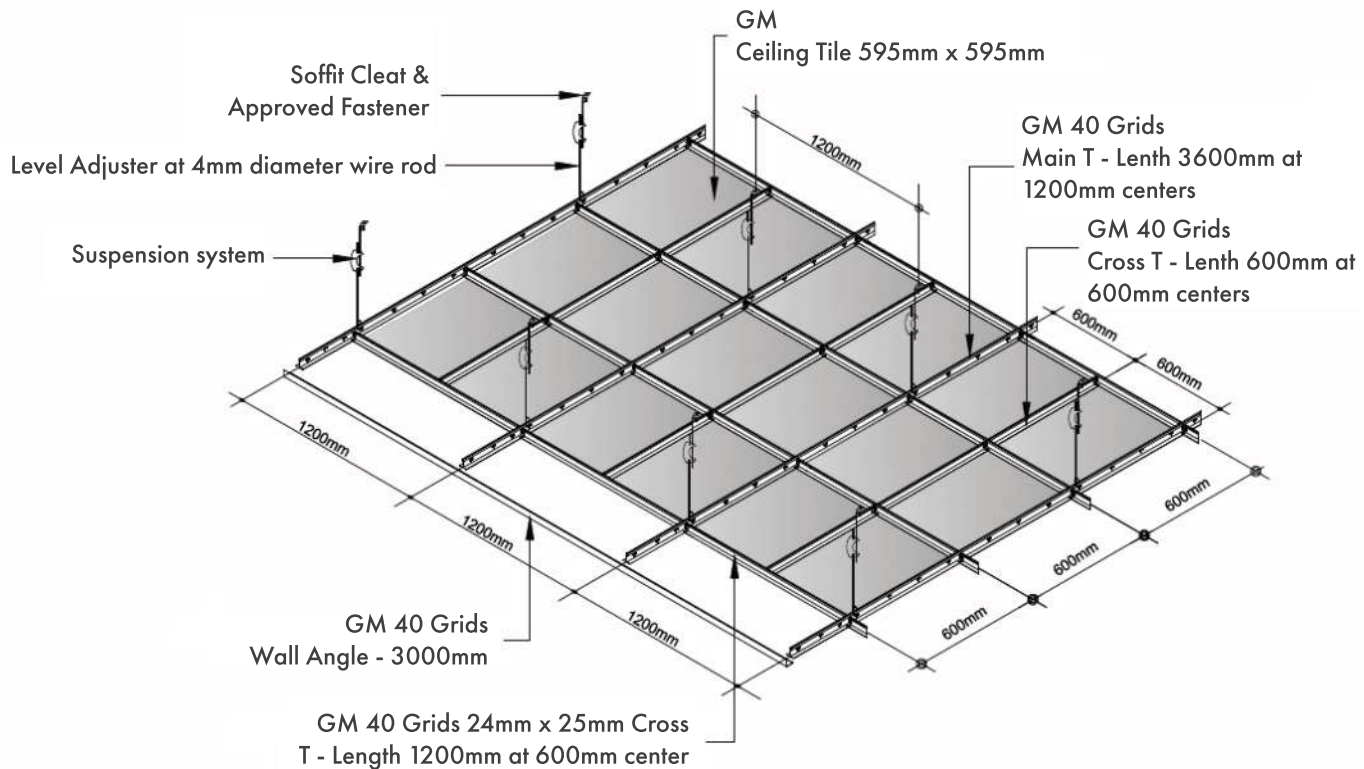
Short Cross T - 600mm (Drawing):



Wall Angle - 3000mm (Drawing):



GM 40 Grids framing layout:



Safety:

While handling & cutting of GM 40 Grids components, please adhere to the safety guidelines & wear the essential PPE.

**RIGHTS OWNED IN THAILAND BY
GYPMAN TECH COMPANY LIMITED**

9/9 @Sathorn building Floor 16 Zone A, Sathorn Tai Rs,
Yannawa, Sathorn, Bangkok 10120 Thailand

GM
GYPSUM